

# TOURISM IN ICELAND IN FIGURES

## - December 2021

### International visitors through Keflavík Airport

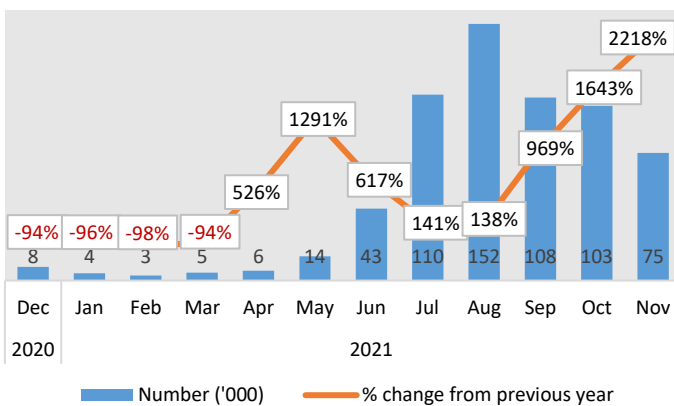
#### International departures in the period December'20-November'21<sup>1</sup>

	% of departures	Number	% change from the past 12 months*
<b>Total number</b>		<b>631,619</b>	<b>6.0%</b>
<i>Top ten countries**</i>			
USA	34.1%	216,205	202.8%
Germany	9.7%	61,464	28.5%
Poland	7.5%	47,423	11.5%
UK	6.8%	42,712	-66.8%
France	5.2%	32,848	-0.5%
Italy	4.2%	26,819	57.5%
Denmark	3.5%	22,201	-10.6%
Spain	2.9%	18,077	41.5%
Netherlands	2.5%	15,651	4.9%
Baltic states	2.2%	14,180	-20.2%

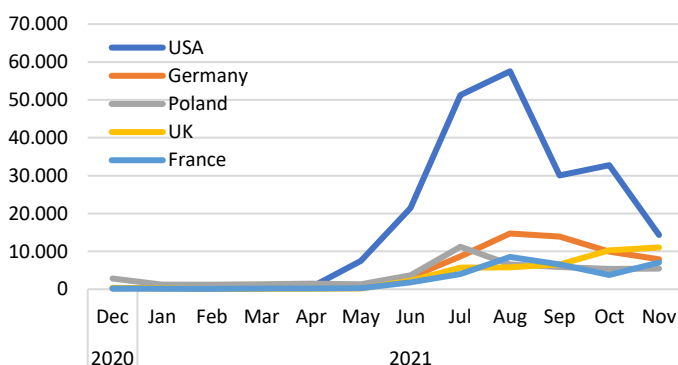
\*Comparison of the periods December-November 2019-20/2020-21.

\*\*Top ten countries were 78.8%.

#### Departures by month<sup>1</sup>



#### Departures by month – Top five\* countries<sup>1</sup>



\*Top five countries (December'20-November'21) in total were 63.4%.

### Main purpose of visit to Iceland and length of stay

#### Purpose of visit December 2020 – November 2021<sup>2</sup>

	Number*	% of visitors
Holiday	568,458	90.0%
Visit friends/relatives	26,528	4.2%
Health related, education etc.	10,106	1.6%
Business related	15,790	2.5%
Temporary work	6,316	1.0%
Visit without an overnight stay	4,421	0.7%

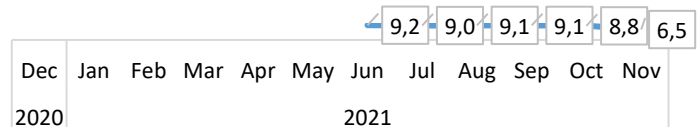
\*Calculation based on visitor statistics at Keflavik Airport.

#### Length of stay in Iceland December 2020 – November 2021<sup>2</sup>

	Number of nights	% change from the past 12 months*
<b>Average length of stay</b>	<b>8,5</b>	<b>28.8%</b>
USA	7,7	42.6%
Germany	10,4	15.6%
Poland	7,5	1.4%
UK	6,3	37.0%
France	9,6	20.0%
Italy	9,3	-
Denmark	7,7	-1.3%
Spain	10,0	35.1%
Netherlands	9,0	8.4%
Baltic states	8,4	-

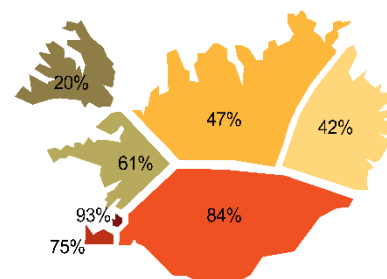
\*Comparison of the periods December-November 2019-20/2020-21.

#### Average length of stay by month June-Nov. (nights)<sup>2</sup>



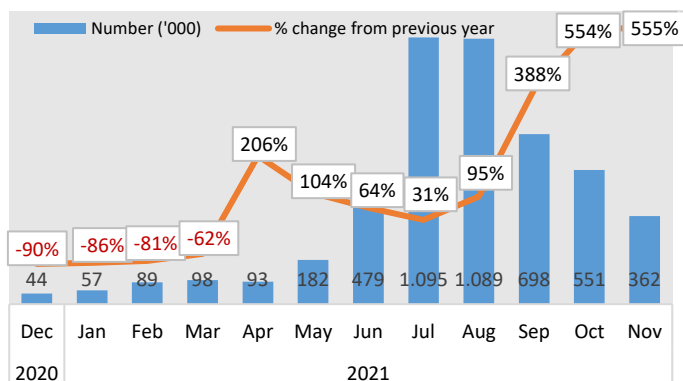
### International visitors by region

#### Which regions were visited June-November 2021<sup>2</sup>



## Overnight stays

### Overnight stays\* in registered accommodation by month<sup>3</sup>



\*Non-registered overnight stays are not included.

### Overnight stays in registered accommodation Dec'20-Nov'21<sup>3</sup>

	% of guest nights	Number	% change from the past 12 months*
<b>Total guest nights**</b>		<b>4,836,012</b>	<b>30.8%</b>
Hotels	47.1%	2,277,998	28.4%
Guesthouses	16.3%	787,939	37.7%
Other accommodation	36.6%	1,770,075	31.2%

\*Comparison of the periods December-November 2019-20/2020-21.

\*\*Non-registered overnight stays are not included.

### Overnight stays in hotels December 2020 - November 2021<sup>3</sup>

	% of hotel guest nights	Number	% change from the past 12 months*
<b>Total guest nights**</b>		<b>2,277,998</b>	<b>28.4%</b>
Iceland	34.7%	790,382	43.4%
USA	26.2%	595,754	149.1%
Germany	7.6%	173,264	42.9%
UK	7.2%	164,781	-44.8%
France	2.7%	68,061	-1.2%

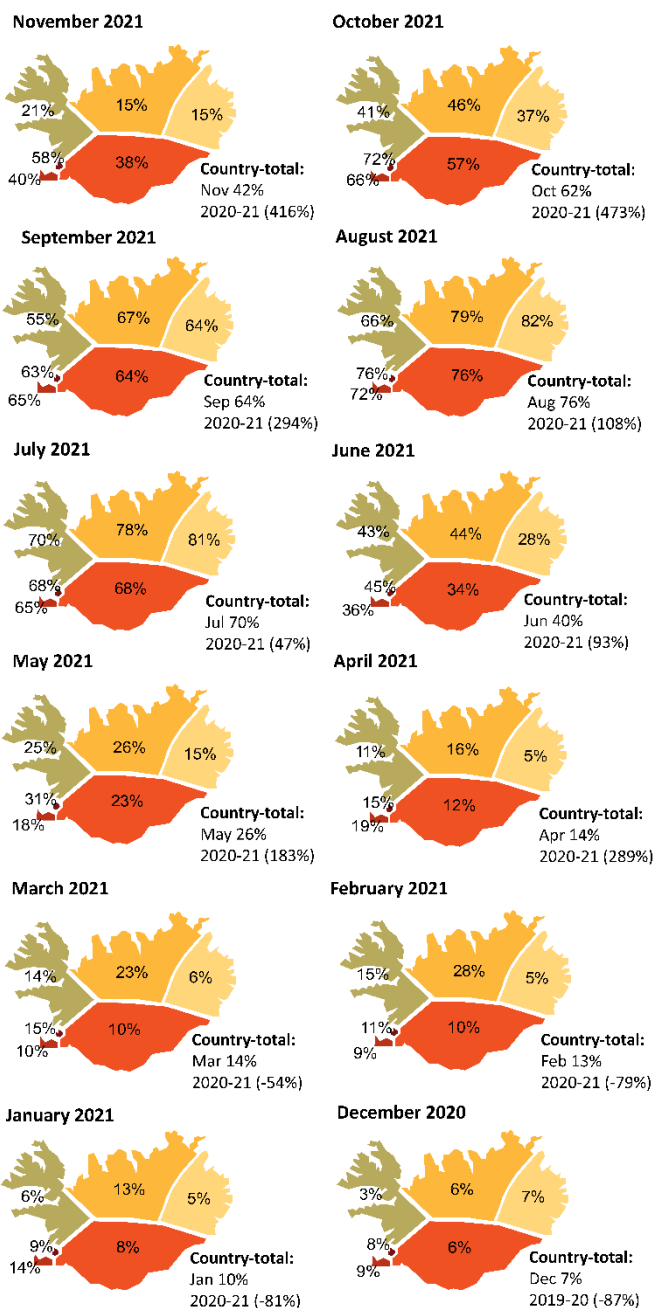
\*Comparison of the periods December-November 2019-20/2020-21.

\*\*5 largest nationalities accounted for 78.7% of total guest nights in hotels.

### Room occupancy in hotels December 2020 - November 2021<sup>3</sup>

	Total		Capital region	
	Room occupancy	% change from the past 12 months	Room occupancy	% change from the past 12 months
Dec'20	6.8%	-86.8%	7.7%	-88.9%
Jan'21	9.5%	-80.7%	9.4%	-85.9%
Feb'21	12.8%	-78.8%	10.9%	-86.3%
Mar'21	14.0%	-53.6%	15.4%	-59.7%
Apr'21	14.0%	288.9%	15.2%	406.7%
May'21	25.5%	183.3%	31.0%	496.2%
Jun'21	40.1%	92.8%	44.8%	273.3%
Jul'21	69.6%	46.5%	67.8%	96.0%
Aug'21	75.5%	108.0%	76.2%	166.4%
Sep'21	63.5%	294.4%	63.3%	358.7%
Oct'21	61.9%	473.1%	72.1%	606.9%
Nov'21	42.3%	415.9%	58.2%	601.2%

## Room occupancy in hotels by region<sup>3</sup>



## Sources

<sup>1</sup>Icelandic Tourist Board and Isavia: Departure statistics at Keflavik Airport. The counting of passengers is done manually before they enter the departure area and the limitations of the methodology needs to be kept in mind when viewing the statistics. The counting covers all passengers going through the security check. From October 2019, the counting is based on a sampling method.

<sup>2</sup>Icelandic Tourist Board: Border Survey conducted by the Icelandic Tourist Board and Statistics Iceland at Keflavik Airport. Due to Covid the survey was not active April-June 2020 and September 2020 - May 2021.

<sup>3</sup>Statistics Iceland: Accommodation statistics 2019-2021. Guest nights in registered accommodation refer to overnight stays with operators registered in Statistics Iceland's database. Estimated figures for 2021.